

# EXXON MOBIL CORP. FUTURE (XOMF) - EUX/C11

2024/04/26 18:32:18

Price  
**119.322** USD

Difference  -2.79% (-3.42)

### General attributes

|               |                         |
|---------------|-------------------------|
| Symbol        | XOMFC11                 |
| Exchange      | Eurex                   |
| Currency      | USD                     |
| Security type | Future                  |
| Underlying    | EXXON MOBIL CORPORATION |
| Maturity      | 03-2025                 |
| Contract size | 100                     |

### Market data

|                         |                         |
|-------------------------|-------------------------|
| Bid (Bid size)          | - USD (-)               |
| Ask (Ask size)          | - USD (-)               |
| Open                    | 119.322 USD             |
| High                    | 119.322 USD             |
| Low                     | 119.322 USD             |
| Close (prev. day)       | 122.7458 USD            |
| Underlying              | EXXON MOBIL CORPORATION |
| Underlying price (date) | 117.79 (24/04/26)       |
| Settlement price (date) | 119.32 (24/04/26)       |
| Open Interest           | 0                       |

### Performance and Risk

|             | 6m      | 1Y     | 3Y |
|-------------|---------|--------|----|
| Perf (%)    | +11.14% | +4.51% | -  |
| Perf (abs.) | +12.31  | +5.29  | -  |
| Beta        | -       | -      | -  |
| Volatility  | 18.87   | 23.94  | -  |

### Futures and Options

|                 |   |
|-----------------|---|
| Related Futures | - |
| Related Options | - |













Information about previous performance does not guarantee future performance.  
Source: FactSet

### Price data

|   |                          |
|---|--------------------------|
| Ø price 5 days   Ø volume 5 days (pcs.)     | 122.415 USD (0)          |
| Ø price 30 days   Ø volume 30 days (pcs.)   | 119.278 USD (0)          |
| Ø price 100 days   Ø volume 100 days (pcs.) | 108.183 USD (0)          |
| Ø price 250 days   Ø volume 250 days (pcs.) | 109.317 USD (0)          |
| YTD High   date                             | 124.289 USD (2024/04/12) |
| YTD Low   date                              | 96.685 USD (2024/01/18)  |
| 52 Weeks High   date                        | 124.289 USD (2024/04/12) |
| 52 Weeks Low   date                         | 96.685 USD (2024/01/18)  |

### Recent Research

| on underlying | on sector   | on market             |   |
|---------------|---|-----------------------|---|
| Date          |   | Headline              | Download  |
| 2024/04/26    |  | Global Equity Ratings |  |
| 2024/04/03    |  | Global Equity Ratings |  |
| 2024/03/13    |  | Global Equity Ratings |  |
| 2024/02/22    |  | Global Equity Ratings |  |
| 2024/02/14    |  | Global Equity Ratings |  |