

# EXXON MOBIL CORP. FUTURE (XOMF) - EUX/C1

2024/09/16 18:47:29

**Price**  
**112.3259** USD

**Difference**  **-0.09% (-0.10)**

### General attributes

|               |                         |
|---------------|-------------------------|
| Symbol        | XOMFC1                  |
| Exchange      | Eurex                   |
| Currency      | USD                     |
| Security type | Future                  |
| Underlying    | EXXON MOBIL CORPORATION |
| Maturity      | 09-2024                 |
| Contract size | 100                     |

### Market data

|                         |                         |
|-------------------------|-------------------------|
| Bid (Bid size)          | - USD (-)               |
| Ask (Ask size)          | - USD (-)               |
| Open                    | 112.3259 USD            |
| High                    | 112.3259 USD            |
| Low                     | 112.3259 USD            |
| Close (prev. day)       | 112.4255 USD            |
| Underlying              | EXXON MOBIL CORPORATION |
| Underlying price (date) | 114.22 (24/09/17)       |
| Settlement price (date) | 112.33 (24/09/16)       |
| Open Interest           | 0                       |

### Performance and Risk

|             | 6m     | 1Y     | 3Y |
|-------------|--------|--------|----|
| Perf (%)    | +0.65% | -4.08% | -  |
| Perf (abs.) | +0.73  | -4.77  | -  |
| Beta        | -      | -      | -  |
| Volatility  | 26.41  | 23.82  | -  |

### Futures and Options

|                 |   |
|-----------------|---|
| Related Futures | - |
| Related Options | - |

5Y













Information about previous performance does not guarantee future performance.  
Source: FactSet

### Price data

|   |                           |
|---|---------------------------|
| Ø price 5 days   Ø volume 5 days (pcs.)     | 111.4019 USD (0)          |
| Ø price 30 days   Ø volume 30 days (pcs.)   | 115.5485 USD (0)          |
| Ø price 100 days   Ø volume 100 days (pcs.) | 115.5208 USD (0)          |
| Ø price 250 days   Ø volume 250 days (pcs.) | 109.4021 USD (0)          |
| YTD High   date                             | 122.4210 USD (2024/04/12) |
| YTD Low   date                              | 95.5852 USD (2024/01/22)  |
| 52 Weeks High   date                        | 122.4210 USD (2024/04/12) |
| 52 Weeks Low   date                         | 95.5852 USD (2024/01/22)  |

### Recent Research

| on underlying | on sector   | on market             |   |
|---------------|---|-----------------------|---|
| Date          |   | Headline              | Download  |
| 2024/09/11    |  | Global Equity Ratings |  |
| 2024/09/05    |  | Global Equity Ratings |  |
| 2024/08/12    |  | Global Equity Ratings |  |
| 2024/07/24    |  | Global Equity Ratings |  |
| 2024/07/12    |  | Global Equity Ratings |  |