

EXXON MOBIL CORP. FUTURE (XOMF) - EUX/C13

2024/08/16 19:02:15

Price
119.4086 USD

Difference  -1.27% (-1.53)

General attributes

Symbol	XOMFC13
Exchange	Eurex
Currency	USD
Security type	Future
Underlying	EXXON MOBIL CORPORATION
Maturity	12-2025
Contract size	100

Market data

Bid (Bid size)	- USD (-)
Ask (Ask size)	- USD (-)
Open	119.4086 USD
High	119.4086 USD
Low	119.4086 USD
Close (prev. day)	120.9409 USD
Underlying	EXXON MOBIL CORPORATION
Underlying price (date)	118.17 (24/08/16)
Settlement price (date)	119.05 (24/08/16)
Open Interest	0

Performance and Risk

	6m	1Y	3Y
Perf (%)	+12.40%	+6.74%	-
Perf (abs.)	+13.17	+7.54	-
Beta	-	-	-
Volatility	25.09	23.75	-

Futures and Options

Related Futures	-
Related Options	-










Information about previous performance does not guarantee future performance.
Source: FactSet

Price data

Ø price 5 days Ø volume 5 days (pcs.)	120.0349 USD (0)
Ø price 30 days Ø volume 30 days (pcs.)	118.7409 USD (0)
Ø price 100 days Ø volume 100 days (pcs.)	119.6364 USD (0)
Ø price 250 days Ø volume 250 days (pcs.)	111.4889 USD (0)
YTD High date	125.2304 USD (2024/04/12)
YTD Low date	96.8513 USD (2024/01/22)
52 Weeks High date	125.2304 USD (2024/04/12)
52 Weeks Low date	96.8513 USD (2024/01/22)

Recent Research

on underlying	on sector	on market	
Date		Headline	Download
2024/08/12		Global Equity Ratings	
2024/07/24		Global Equity Ratings	
2024/07/12		Global Equity Ratings	
2024/06/21		Global Equity Ratings	
2024/06/14		Global Equity Ratings	

5Y