

# WALMART INC. FUTURE (WMTF) - EUX/C13

2024/04/17 18:37:41

**Price**  
**62.2588** USD

**Difference**  **-0.49% (-0.30)**

### General attributes

Symbol	WMTFC13
Exchange	Eurex
Currency	USD
Security type	Future
Underlying	WALMART INC.
Maturity	04-2025
Contract size	100

### Market data

Bid (Bid size)	- USD (-)
Ask (Ask size)	- USD (-)
Open	62.2588 USD
High	62.2588 USD
Low	62.2588 USD
Close (prev. day)	62.5634 USD
Underlying	WALMART INC.
Underlying price (date)	59.65 (24/04/17)
Settlement price (date)	62.26 (24/04/17)
Open Interest	0

### Performance and Risk

	6m	1Y	3Y
Perf (%)	-63.12%	-59.68%	-
Perf (abs.)	-106.56	-92.15	-
Beta	-	-	-
Volatility	156.72	110.19	-

### Futures and Options

Related Futures	-
Related Options	-

5Y












Information about previous performance does not guarantee future performance.  
Source: FactSet

### Price data

Ø price 5 days   Ø volume 5 days (pcs.)	62.7552 USD (0)
Ø price 30 days   Ø volume 30 days (pcs.)	62.9490 USD (0)
Ø price 100 days   Ø volume 100 days (pcs.)	129.9354 USD (0)
Ø price 250 days   Ø volume 250 days (pcs.)	150.6837 USD (0)
YTD High   date	183.4444 USD (2024/02/23)
YTD Low   date	60.7554 USD (2024/03/01)
52 Weeks High   date	183.4444 USD (2024/02/23)
52 Weeks Low   date	60.7554 USD (2024/03/01)

### Recent Research

on underlying	on sector	on market	
Date		Headline	Download
2024/04/03		Global Equity Ratings	
2024/03/13		Global Equity Ratings	
2024/02/22		Global Equity Ratings	
2024/02/14		Global Equity Ratings	
2024/01/23		Global Equity Ratings	