

WIENERBERGER AG FUTURE (TWIE) - EUX/C7

2024/09/18 18:54:05

Price
30.1013 EUR

Difference  0.60% (0.18)

General attributes

Symbol	TWIEC7
Exchange	Eurex
Currency	EUR
Security type	Future
Underlying	WIENERBERGER AG
Maturity	09-2025
Contract size	100

Market data

Bid (Bid size)	- EUR (-)
Ask (Ask size)	- EUR (-)
Open	30.1013 EUR
High	30.1013 EUR
Low	30.1013 EUR
Close (prev. day)	29.9228 EUR
Underlying	WIENERBERGER AG
Underlying price (date)	31.28 (24/09/19)
Settlement price (date)	30.10 (24/09/18)
Open Interest	0

Performance and Risk

	6m	1Y	3Y
Perf (%)	-7.23%	+20.60%	-
Perf (abs.)	-2.34	+5.14	-
Beta	-	-	-
Volatility	27.41	24.15	-

Futures and Options

Related Futures	-
Related Options	-

5Y












Information about previous performance does not guarantee future performance.
Source: FactSet

Price data

Ø price 5 days Ø volume 5 days (pcs.)	29.5222 EUR (0)
Ø price 30 days Ø volume 30 days (pcs.)	29.3351 EUR (0)
Ø price 100 days Ø volume 100 days (pcs.)	30.9220 EUR (0)
Ø price 250 days Ø volume 250 days (pcs.)	29.6579 EUR (0)
YTD High date	34.5398 EUR (2024/06/19)
YTD Low date	28.1972 EUR (2024/01/17)
52 Weeks High date	34.5398 EUR (2024/06/19)
52 Weeks Low date	22.7245 EUR (2023/10/26)

Recent Research

on sector		on market	
Date		Headline	Download
2024/09/11		Global Equity Ratings	
2024/09/05		Global Equity Ratings	
2024/08/12		Global Equity Ratings	
2024/07/24		Global Equity Ratings	
2024/07/12		Global Equity Ratings	