

# WIENERBERGER AG FUTURE (TWIE) - EUX/C7

2024/04/23 18:44:02

**Price**  
**31.9524** EUR

**Difference**  **-1.71% (-0.56)**

### General attributes

Symbol	TWIEC7
Exchange	Eurex
Currency	EUR
Security type	Future
Underlying	WIENERBERGER AG
Maturity	06-2025
Contract size	100

### Market data

Bid (Bid size)	- EUR (-)
Ask (Ask size)	- EUR (-)
Open	31.9524 EUR
High	31.9524 EUR
Low	31.9524 EUR
Close (prev. day)	32.5086 EUR
Underlying	WIENERBERGER AG
Underlying price (date)	32.22 (24/04/23)
Settlement price (date)	31.95 (24/04/23)
Open Interest	0

### Performance and Risk

	6m	1Y	3Y
Perf (%)	+37.60%	+19.03%	-
Perf (abs.)	+8.88	+5.20	-
Beta	-	-	-
Volatility	21.41	22.48	-

### Futures and Options

Related Futures	-
Related Options	-












5Y

Information about previous performance does not guarantee future performance.  
Source: FactSet

### Price data

Ø price 5 days   Ø volume 5 days (pcs.)	32.6267 EUR (0)
Ø price 30 days   Ø volume 30 days (pcs.)	32.8488 EUR (0)
Ø price 100 days   Ø volume 100 days (pcs.)	30.9527 EUR (0)
Ø price 250 days   Ø volume 250 days (pcs.)	28.4343 EUR (0)
YTD High   date	33.6173 EUR (2024/03/27)
YTD Low   date	28.1972 EUR (2024/01/17)
52 Weeks High   date	33.6173 EUR (2024/03/27)
52 Weeks Low   date	22.7245 EUR (2023/10/26)

### Recent Research

on sector		on market	
Date		Headline	Download
2024/04/03		Global Equity Ratings	
2024/03/13		Global Equity Ratings	
2024/02/22		Global Equity Ratings	
2024/02/14		Global Equity Ratings	
2024/01/23		Global Equity Ratings	