

VISA INC. FUTURE (VISG) - EUX/C10

2024/04/30 18:40:10

Price
280.2938 USD

Difference  -1.00% (-2.83)

General attributes

Symbol	VISGC10
Exchange	Eurex
Currency	USD
Security type	Future
Underlying	VISA INC.
Maturity	03-2025
Contract size	100

Market data

Bid (Bid size)	- USD (-)
Ask (Ask size)	- USD (-)
Open	280.2938 USD
High	280.2938 USD
Low	280.2938 USD
Close (prev. day)	283.1256 USD
Underlying	VISA INC.
Underlying price (date)	280.11 (24/05/17)
Settlement price (date)	291.65 (24/05/17)
Open Interest	0

Performance and Risk

	6m	1Y	3Y
Perf (%)	+16.78%	+16.39%	-
Perf (abs.)	+40.27	+39.47	-
Beta	-	-	-
Volatility	13.42	15.83	-

Futures and Options

Related Futures	-
Related Options	-

5Y











Information about previous performance does not guarantee future performance.
Source: FactSet

Price data

Ø price 5 days Ø volume 5 days (pcs.)	284.2299 USD (0)
Ø price 30 days Ø volume 30 days (pcs.)	287.8510 USD (0)
Ø price 100 days Ø volume 100 days (pcs.)	282.9182 USD (0)
Ø price 250 days Ø volume 250 days (pcs.)	261.4810 USD (0)
YTD High date	301.9149 USD (2024/03/21)
YTD Low date	267.9035 USD (2024/01/03)
52 Weeks High date	301.9149 USD (2024/03/21)
52 Weeks Low date	225.9424 USD (2023/05/31)

Recent Research

on underlying	on sector	on market	
Date		Headline	Download
2024/04/26		Global Equity Ratings	
2024/04/03		Global Equity Ratings	
2024/03/13		Global Equity Ratings	
2024/02/22		Global Equity Ratings	
2024/02/14		Global Equity Ratings	