

VOESTALPINE AG FUTURE (TVOE) - EUX/C8

2024/04/03 18:49:31

Price
28.4248 EURDifference  2.08% (0.58)

General attributes

| | |
|---------------|----------------|
| Symbol | TVOEC8 |
| Exchange | Eurex |
| Currency | EUR |
| Security type | Future |
| Underlying | VOESTALPINE AG |
| Maturity | 12-2025 |
| Contract size | 100 |

Market data

| | |
|-------------------------|------------------|
| Bid (Bid size) | - EUR (-) |
| Ask (Ask size) | - EUR (-) |
| Open | 28.4248 EUR |
| High | 28.4248 EUR |
| Low | 28.4248 EUR |
| Close (prev. day) | 27.8457 EUR |
| Underlying | VOESTALPINE AG |
| Underlying price (date) | 25.50 (24/07/08) |
| Settlement price (date) | 27.59 (24/07/08) |
| Open Interest | 0 |

Performance and Risk

| | 6m | 1Y | 3Y |
|-------------|--------|---------|----|
| Perf (%) | +1.48% | -14.41% | - |
| Perf (abs.) | +0.42 | -4.79 | - |
| Beta | - | - | - |
| Volatility | 25.75 | 27.13 | - |

Futures and Options

| | |
|-----------------|---|
| Related Futures | - |
| Related Options | - |

5Y












Information about previous performance does not guarantee future performance.
Source: FactSet

Price data

| | |
|---|--------------------------|
| Ø price 5 days Ø volume 5 days (pcs.) | 28.0517 EUR (0) |
| Ø price 30 days Ø volume 30 days (pcs.) | 27.5076 EUR (0) |
| Ø price 100 days Ø volume 100 days (pcs.) | 28.8689 EUR (0) |
| Ø price 250 days Ø volume 250 days (pcs.) | 30.0927 EUR (0) |
| YTD High date | 30.9072 EUR (2024/01/02) |
| YTD Low date | 26.6881 EUR (2024/03/06) |
| 52 Weeks High date | 34.8714 EUR (2023/04/18) |
| 52 Weeks Low date | 25.7415 EUR (2023/10/23) |

Recent Research

| on sector | | on market | |
|------------|---|-----------------------|---|
| Date | | Headline | Download |
| 2024/06/21 |  | Global Equity Ratings |  |
| 2024/06/14 |  | Global Equity Ratings |  |
| 2024/05/29 |  | Global Equity Ratings |  |
| 2024/04/26 |  | Global Equity Ratings |  |
| 2024/04/03 |  | Global Equity Ratings |  |