

VOLKSWAGEN AG FUTURE (TVO3) - EUX/C6

2024/06/21 19:40:05

Price
144.6245 EURDifference  -0.79% (-1.16)

General attributes

Symbol	TVO3C6
Exchange	Eurex
Currency	EUR
Security type	Future
Underlying	VOLKSWAGEN AG VZ
Maturity	06-2025
Contract size	100

Market data

Bid (Bid size)	- EUR (-)
Ask (Ask size)	- EUR (-)
Open	144.6245 EUR
High	144.6245 EUR
Low	144.6245 EUR
Close (prev. day)	145.781 EUR
Underlying	VOLKSWAGEN AG VZ
Underlying price (date)	107.00 (24/07/08)
Settlement price (date)	145.73 (24/07/05)
Open Interest	0

Performance and Risk

	6m	1Y	3Y
Perf (%)	-1.46%	-10.50%	-
Perf (abs.)	-2.14	-16.97	-
Beta	-	-	-
Volatility	19.97	17.00	-

Futures and Options

Related Futures	-
Related Options	-






















Information about previous performance does not guarantee future performance.
Source: FactSet

Price data

Ø price 5 days Ø volume 5 days (pcs.)	145.1807 EUR (0)
Ø price 30 days Ø volume 30 days (pcs.)	- EUR (-)
Ø price 100 days Ø volume 100 days (pcs.)	152.7186 EUR (0)
Ø price 250 days Ø volume 250 days (pcs.)	149.0077 EUR (0)
YTD High date	161.5485 EUR (2024/04/04)
YTD Low date	140.9087 EUR (2024/01/19)
52 Weeks High date	161.7877 EUR (2023/07/24)
52 Weeks Low date	134.1307 EUR (2023/10/30)

Recent Research

on underlying		on sector		on market	
Date				Headline	Download
2024/06/21				Global Equity Ratings	
2024/06/14				Global Equity Ratings	
2024/05/29				Global Equity Ratings	
2024/04/26				Global Equity Ratings	
2024/04/03				Global Equity Ratings	