

UNILEVER PLC FUTURE (UNIH) - EUX/C13

2024/07/16 18:51:11

Price
52.8574 EURDifference  0.11% (0.06)

General attributes

Symbol	UNIH13
Exchange	Eurex
Currency	EUR
Security type	Future
Underlying	UNILEVER PLC
Maturity	07-2025
Contract size	100

Market data

Bid (Bid size)	- EUR (-)
Ask (Ask size)	- EUR (-)
Open	52.8574 EUR
High	52.8574 EUR
Low	52.8574 EUR
Close (prev. day)	52.8001 EUR
Underlying	UNILEVER PLC
Underlying price (date)	4,414.6374 (24/07/17)
Settlement price (date)	52.86 (24/07/16)
Open Interest	0

Performance and Risk

	6m	1Y	3Y
Perf (%)	+19.17%	+12.83%	-
Perf (abs.)	+8.50	+6.01	-
Beta	-	-	-
Volatility	25.42	19.31	-

Futures and Options

Related Futures	-
Related Options	-











Information about previous performance does not guarantee future performance.
Source: FactSet

Price data

Ø price 5 days Ø volume 5 days (pcs.)	52.9421 EUR (0)
Ø price 30 days Ø volume 30 days (pcs.)	52.8572 EUR (0)
Ø price 100 days Ø volume 100 days (pcs.)	46.6843 EUR (0)
Ø price 250 days Ø volume 250 days (pcs.)	46.0313 EUR (0)
YTD High date	53.1687 EUR (2024/07/12)
YTD Low date	42.3684 EUR (2024/01/22)
52 Weeks High date	53.1687 EUR (2024/07/12)
52 Weeks Low date	42.3684 EUR (2024/01/22)

Recent Research

on underlying		on sector	
Date		Headline	Download
2024/07/12		Global Equity Ratings	
2024/06/21		Global Equity Ratings	
2024/06/14		Global Equity Ratings	
2024/05/29		Global Equity Ratings	
2024/04/26		Global Equity Ratings	