

UNILEVER PLC FUTURE (UNIH) - EUX/C13

2024/04/22 18:37:08

Price
44.6771 EURDifference  0.58% (0.26)

General attributes

Symbol	UNIH13
Exchange	Eurex
Currency	EUR
Security type	Future
Underlying	UNILEVER PLC
Maturity	05-2025
Contract size	100

Market data

Bid (Bid size)	- EUR (-)
Ask (Ask size)	- EUR (-)
Open	44.6771 EUR
High	44.6771 EUR
Low	44.6771 EUR
Close (prev. day)	44.4205 EUR
Underlying	UNILEVER PLC
Underlying price (date)	3.866.00 (24/04/23)
Settlement price (date)	44.71 (24/04/22)
Open Interest	0

Performance and Risk

	6m	1Y	3Y
Perf (%)	-2.99%	-10.40%	-
Perf (abs.)	-1.38	-5.18	-
Beta	-	-	-
Volatility	16.11	14.47	-

Futures and Options

Related Futures	-
Related Options	-

5Y












Information about previous performance does not guarantee future performance.
Source: FactSet

Price data

Ø price 5 days Ø volume 5 days (pcs.)	44.1843 EUR (0)
Ø price 30 days Ø volume 30 days (pcs.)	45.2037 EUR (0)
Ø price 100 days Ø volume 100 days (pcs.)	44.9537 EUR (0)
Ø price 250 days Ø volume 250 days (pcs.)	46.2385 EUR (0)
YTD High date	47.1995 EUR (2024/02/08)
YTD Low date	42.3684 EUR (2024/01/22)
52 Weeks High date	50.4261 EUR (2023/04/28)
52 Weeks Low date	42.3684 EUR (2024/01/22)

Recent Research

on underlying		on sector	
Date		Headline	Download
2024/04/03		Global Equity Ratings	
2024/03/13		Global Equity Ratings	
2024/02/22		Global Equity Ratings	
2024/02/14		Global Equity Ratings	
2024/01/23		Global Equity Ratings	