

# ANTHEM INC. FUTURE (WLPF) - EUX/C11

2024/07/17 18:46:32

**Price**  
535.2513 USD

**Difference**  -5.49% (-31.12)

### General attributes

Symbol	WLPFC11
Exchange	Eurex
Currency	USD
Security type	Future
Underlying	ELEVANCE HEALTH INC.
Maturity	05-2025
Contract size	100

### Market data

Bid (Bid size)	- USD (-)
Ask (Ask size)	- USD (-)
Open	535.2513 USD
High	535.2513 USD
Low	535.2513 USD
Close (prev. day)	566.3676 USD
Underlying	ELEVANCE HEALTH INC.
Underlying price (date)	520.93 (24/07/17)
Settlement price (date)	535.25 (24/07/17)
Open Interest	0

### Performance and Risk

	6m	1Y	3Y
Perf (%)	+7.18%	+17.85%	-
Perf (abs.)	+35.85	+81.08	-
Beta	-	-	-
Volatility	20.57	20.92	-

### Futures and Options

Related Futures	-
Related Options	-












Information about previous performance does not guarantee future performance.  
Source: FactSet

### Price data

Ø price 5 days   Ø volume 5 days (pcs.)	552.5904 USD (0)
Ø price 30 days   Ø volume 30 days (pcs.)	551.8763 USD (0)
Ø price 100 days   Ø volume 100 days (pcs.)	535.8100 USD (0)
Ø price 250 days   Ø volume 250 days (pcs.)	499.4884 USD (0)
YTD High   date	566.3676 USD (2024/07/16)
YTD Low   date	474.9438 USD (2024/01/18)
52 Weeks High   date	566.3676 USD (2024/07/16)
52 Weeks Low   date	451.4445 USD (2023/10/04)

### Recent Research

on sector	on market		
Date		Headline	Download
2024/07/12		Global Equity Ratings	
2024/06/21		Global Equity Ratings	
2024/06/14		Global Equity Ratings	
2024/05/29		Global Equity Ratings	
2024/04/26		Global Equity Ratings	