

# ANTHEM INC. FUTURE (WLPF) - EUX/C11

2024/04/26 18:32:17

**Price**  
556.3032 USD

**Difference**  -0.84% (-4.71)

**General attributes**

Symbol	WLPFC11
Exchange	Eurex
Currency	USD
Security type	Future
Underlying	ELEVANCE HEALTH INC.
Maturity	03-2025
Contract size	100

**Market data**

Bid (Bid size)	- USD (-)
Ask (Ask size)	- USD (-)
Open	556.3032 USD
High	556.3032 USD
Low	556.3032 USD
Close (prev. day)	561.0162 USD
Underlying	ELEVANCE HEALTH INC.
Underlying price (date)	537.27 (24/04/29)
Settlement price (date)	556.30 (24/04/26)
Open Interest	0

**Performance and Risk**

	6m	1Y	3Y
Perf (%)	+18.11%	+19.07%	-
Perf (abs.)	+85.30	+89.09	-
Beta	-	-	-
Volatility	19.38	23.25	-

**Futures and Options**

Related Futures	-
Related Options	-










Information about previous performance does not guarantee future performance.  
Source: FactSet

**Price data**

Ø price 5 days   Ø volume 5 days (pcs.)	555.8082 USD (0)
Ø price 30 days   Ø volume 30 days (pcs.)	534.8836 USD (0)
Ø price 100 days   Ø volume 100 days (pcs.)	514.3340 USD (0)
Ø price 250 days   Ø volume 250 days (pcs.)	489.9245 USD (0)
YTD High   date	561.0162 USD (2024/04/25)
YTD Low   date	474.9438 USD (2024/01/18)
52 Weeks High   date	561.0162 USD (2024/04/25)
52 Weeks Low   date	434.2132 USD (2023/07/13)

**Recent Research**

on sector	on market	Date	Headline	Download
		2024/04/26	 Global Equity Ratings	
		2024/04/03	 Global Equity Ratings	
		2024/03/13	 Global Equity Ratings	
		2024/02/22	 Global Equity Ratings	
		2024/02/14	 Global Equity Ratings	