

ANTHEM INC. FUTURE (WLPF) - EUX/C1

2024/04/24 18:36:18

Price
533.2398 USD

Difference  -0.99% (-5.31)

General attributes

Symbol	WLPFC1
Exchange	Eurex
Currency	USD
Security type	Future
Underlying	ELEVANCE HEALTH INC.
Maturity	05-2024
Contract size	100

Market data

Bid (Bid size)	- USD (-)
Ask (Ask size)	- USD (-)
Open	533.2398 USD
High	533.2398 USD
Low	533.2398 USD
Close (prev. day)	538.5502 USD
Underlying	ELEVANCE HEALTH INC.
Underlying price (date)	533.73 (24/04/24)
Settlement price (date)	533.24 (24/04/24)
Open Interest	0

Performance and Risk

	6m	1Y	3Y
Perf (%)	+15.91%	+15.59%	-
Perf (abs.)	+73.19	+71.91	-
Beta	-	-	-
Volatility	19.65	23.38	-

Futures and Options

Related Futures	-
Related Options	-

5Y












Information about previous performance does not guarantee future performance.
Source: FactSet

Price data

Ø price 5 days Ø volume 5 days (pcs.)	533.7365 USD (0)
Ø price 30 days Ø volume 30 days (pcs.)	513.6928 USD (0)
Ø price 100 days Ø volume 100 days (pcs.)	495.4692 USD (0)
Ø price 250 days Ø volume 250 days (pcs.)	471.7118 USD (0)
YTD High date	538.5502 USD (2024/04/23)
YTD Low date	458.7349 USD (2024/01/18)
52 Weeks High date	538.5502 USD (2024/04/23)
52 Weeks Low date	418.2693 USD (2023/07/13)

Recent Research

on sector		on market	
Date		Headline	Download
2024/04/03		Global Equity Ratings	
2024/03/13		Global Equity Ratings	
2024/02/22		Global Equity Ratings	
2024/02/14		Global Equity Ratings	
2024/01/23		Global Equity Ratings	