

# UNITEDHEALTH GROUP INC. FUTURE (UNHF) - EUX/C1

2024/07/18 18:34:48

Price  
**563.7192** USD

Difference  -0.75% (-4.27)

### General attributes

Symbol	UNHFC1
Exchange	Eurex
Currency	USD
Security type	Future
Underlying	UNITEDHEALTH GROUP INC.
Maturity	07-2024
Contract size	100

### Market data

Bid (Bid size)	- USD (-)
Ask (Ask size)	- USD (-)
Open	563.7192 USD
High	563.7192 USD
Low	563.7192 USD
Close (prev. day)	567.9872 USD
Underlying	UNITEDHEALTH GROUP INC.
Underlying price (date)	564.34 (24/07/18)
Settlement price (date)	563.72 (24/07/18)
Open Interest	0

### Performance and Risk

	6m	1Y	3Y
Perf (%)	+7.20%	+18.31%	-
Perf (abs.)	+38.13	+87.92	-
Beta	-	-	-
Volatility	31.73	23.88	-

### Futures and Options

Related Futures	-
Related Options	-










Information about previous performance does not guarantee future performance.  
Source: FactSet

### Price data

Ø price 5 days   Ø volume 5 days (pcs.)	529.8515 USD (0)
Ø price 30 days   Ø volume 30 days (pcs.)	503.1443 USD (0)
Ø price 100 days   Ø volume 100 days (pcs.)	487.1618 USD (0)
Ø price 250 days   Ø volume 250 days (pcs.)	509.6765 USD (0)
YTD High   date	567.9872 USD (2024/07/17)
YTD Low   date	440.7968 USD (2024/04/12)
52 Weeks High   date	567.9872 USD (2024/07/17)
52 Weeks Low   date	440.7968 USD (2024/04/12)

### Recent Research

on underlying	on sector	on market	
Date		Headline	Download
2024/07/12		Global Equity Ratings	
2024/06/21		Global Equity Ratings	
2024/06/14		Global Equity Ratings	
2024/05/29		Global Equity Ratings	
2024/04/26		Global Equity Ratings	