

# UNIQA INSURANCE GROUP AG FUTURE (UN9F) - EUX/C10

2024/05/03 18:33:39

**Price**  
7.9793 EUR

**Difference**  -0.28% (-0.02)

### General attributes

Symbol	UN9FC10
Exchange	Eurex
Currency	EUR
Security type	Future
Underlying	UNIQA INSURANCE GROUP AG
Maturity	02-2025
Contract size	100

### Market data

Bid (Bid size)	- EUR (-)
Ask (Ask size)	- EUR (-)
Open	7.9793 EUR
High	7.9793 EUR
Low	7.9793 EUR
Close (prev. day)	8.0018 EUR
Underlying	UNIQA INSURANCE GROUP AG
Underlying price (date)	8.22 (24/05/03)
Settlement price (date)	7.98 (24/05/03)
Open Interest	0

### Performance and Risk

	6m	1Y	3Y
Perf (%)	+6.41%	+1.42%	-
Perf (abs.)	+0.48	+0.11	-
Beta	-	-	-
Volatility	9.68	11.43	-

### Futures and Options

Related Futures	-
Related Options	-

5Y









Information about previous performance does not guarantee future performance.  
Source: FactSet

### Price data

Ø price 5 days   Ø volume 5 days (pcs.)	8.0178 EUR (0)
Ø price 30 days   Ø volume 30 days (pcs.)	7.8584 EUR (0)
Ø price 100 days   Ø volume 100 days (pcs.)	7.6213 EUR (0)
Ø price 250 days   Ø volume 250 days (pcs.)	7.5424 EUR (0)
YTD High   date	8.0764 EUR (2024/04/29)
YTD Low   date	7.2351 EUR (2024/01/02)
52 Weeks High   date	8.0764 EUR (2024/04/29)
52 Weeks Low   date	7.0372 EUR (2023/08/21)

### Recent Research

on sector		on market	
Date		Headline	Download
2024/05/03		Akciové trhy - denní zpráva	
2024/05/02		Akciové trhy - denní zpráva	
2024/04/30		Akciové trhy - denní zpráva	
2024/04/29		Akciové trhy - denní zpráva	
2024/04/26		Global Equity Ratings	