

WIENERBERGER AG FUTURE (TWIE) - EUX/C8

2024/09/17 19:04:55

Price
29.9632 EUR

Difference  2.02% (0.59)

General attributes

Symbol	TWIEC8
Exchange	Eurex
Currency	EUR
Security type	Future
Underlying	WIENERBERGER AG
Maturity	12-2025
Contract size	100

Market data

Bid (Bid size)	- EUR (-)
Ask (Ask size)	- EUR (-)
Open	29.9632 EUR
High	29.9632 EUR
Low	29.9632 EUR
Close (prev. day)	29.371 EUR
Underlying	WIENERBERGER AG
Underlying price (date)	30.00 (24/09/18)
Settlement price (date)	29.96 (24/09/17)
Open Interest	0

Performance and Risk

	6m	1Y	3Y
Perf (%)	-7.17%	+18.58%	-
Perf (abs.)	-2.31	+4.69	-
Beta	-	-	-
Volatility	31.72	25.49	-

Futures and Options

Related Futures	-
Related Options	-












5Y

Information about previous performance does not guarantee future performance.
Source: FactSet

Price data

Ø price 5 days Ø volume 5 days (pcs.)	29.3153 EUR (0)
Ø price 30 days Ø volume 30 days (pcs.)	29.3181 EUR (0)
Ø price 100 days Ø volume 100 days (pcs.)	30.5482 EUR (0)
Ø price 250 days Ø volume 250 days (pcs.)	28.9558 EUR (0)
YTD High date	33.5512 EUR (2024/03/26)
YTD Low date	28.0804 EUR (2024/01/17)
52 Weeks High date	33.5512 EUR (2024/03/26)
52 Weeks Low date	22.6322 EUR (2023/10/26)

Recent Research

on sector		on market	
Date		Headline	Download
2024/09/11		Global Equity Ratings	
2024/09/05		Global Equity Ratings	
2024/08/12		Global Equity Ratings	
2024/07/24		Global Equity Ratings	
2024/07/12		Global Equity Ratings	