

WIENERBERGER AG FUTURE (TWIE) - EUX/C8

2024/04/03 18:49:32

Price
33.0204 EUR

Difference  0.41% (0.14)

General attributes

Symbol	TWIEC8
Exchange	Eurex
Currency	EUR
Security type	Future
Underlying	WIENERBERGER AG
Maturity	12-2025
Contract size	100

Market data

Bid (Bid size)	- EUR (-)
Ask (Ask size)	- EUR (-)
Open	33.0204 EUR
High	33.0204 EUR
Low	33.0204 EUR
Close (prev. day)	32.8844 EUR
Underlying	WIENERBERGER AG
Underlying price (date)	31.94 (24/07/08)
Settlement price (date)	32.29 (24/07/08)
Open Interest	0

Performance and Risk

	6m	1Y	3Y
Perf (%)	+8.80%	+15.54%	-
Perf (abs.)	+2.61	+4.34	-
Beta	-	-	-
Volatility	19.77	25.23	-

Futures and Options

Related Futures	-
Related Options	-












5Y

Information about previous performance does not guarantee future performance.
Source: FactSet

Price data

Ø price 5 days Ø volume 5 days (pcs.)	- EUR (-)
Ø price 30 days Ø volume 30 days (pcs.)	- EUR (-)
Ø price 100 days Ø volume 100 days (pcs.)	32.3568 EUR (0)
Ø price 250 days Ø volume 250 days (pcs.)	28.0265 EUR (0)
YTD High date	33.5512 EUR (2024/03/26)
YTD Low date	28.0804 EUR (2024/01/17)
52 Weeks High date	33.5512 EUR (2024/03/26)
52 Weeks Low date	22.6322 EUR (2023/10/26)

Recent Research

on sector		on market	
Date		Headline	Download
2024/06/21		Global Equity Ratings	
2024/06/14		Global Equity Ratings	
2024/05/29		Global Equity Ratings	
2024/04/26		Global Equity Ratings	
2024/04/03		Global Equity Ratings	