

VERIZON COMMUNICATIONS INC. FUTURE (VZFF) - EUX/C12

2024/04/19 18:42:51

Price
40.3522 USD

Difference  0.88% (0.35)

General attributes

Symbol	VZFFC12
Exchange	Eurex
Currency	USD
Security type	Future
Underlying	VERIZON COMMUNICATIONS INC
Maturity	04-2025
Contract size	100

Market data

Bid (Bid size)	- USD (-)
Ask (Ask size)	- USD (-)
Open	40.3522 USD
High	40.3522 USD
Low	40.3522 USD
Close (prev. day)	40.0005 USD
Underlying	VERIZON COMMUNICATIONS INC
Underlying price (date)	40.49 (24/04/19)
Settlement price (date)	39.90 (24/04/19)
Open Interest	0

Performance and Risk

	6m	1Y	3Y
Perf (%)	+27.94%	+4.39%	-
Perf (abs.)	+8.81	+1.70	-
Beta	-	-	-
Volatility	24.23	23.84	-

Futures and Options

Related Futures	-
Related Options	-

5Y












Information about previous performance does not guarantee future performance.
Source: FactSet

Price data

Ø price 5 days Ø volume 5 days (pcs.)	40.0476 USD (0)
Ø price 30 days Ø volume 30 days (pcs.)	40.3280 USD (0)
Ø price 100 days Ø volume 100 days (pcs.)	39.4029 USD (0)
Ø price 250 days Ø volume 250 days (pcs.)	36.1089 USD (0)
YTD High date	42.5884 USD (2024/04/04)
YTD Low date	37.9232 USD (2024/01/02)
52 Weeks High date	42.5884 USD (2024/04/04)
52 Weeks Low date	30.3584 USD (2023/10/06)

Recent Research

on underlying	on sector	on market	
Date		Headline	Download
2024/04/03		Global Equity Ratings	
2024/03/13		Global Equity Ratings	
2024/02/22		Global Equity Ratings	
2024/02/14		Global Equity Ratings	
2024/01/23		Global Equity Ratings	