

VOLKSWAGEN AG FUTURE (TVO3) - EUX/C7

2024/05/02 18:49:19

Price
145.9572 EURDifference  -0.58% (-0.85)

General attributes

Symbol	TVO3C7
Exchange	Eurex
Currency	EUR
Security type	Future
Underlying	VOLKSWAGEN AG VZ
Maturity	06-2025
Contract size	100

Market data

Bid (Bid size)	- EUR (-)
Ask (Ask size)	- EUR (-)
Open	145.9572 EUR
High	145.9572 EUR
Low	145.9572 EUR
Close (prev. day)	146.8058 EUR
Underlying	VOLKSWAGEN AG VZ
Underlying price (date)	114.35 (24/05/02)
Settlement price (date)	145.96 (24/05/02)
Open Interest	0

Performance and Risk

	6m	1Y	3Y
Perf (%)	+5.78%	-4.46%	-
Perf (abs.)	+7.97	-6.82	-
Beta	-	-	-
Volatility	19.17	16.99	-

Futures and Options

Related Futures	-
Related Options	-













Information about previous performance does not guarantee future performance.
Source: FactSet

Price data

Ø price 5 days Ø volume 5 days (pcs.)	149.5084 EUR (0)
Ø price 30 days Ø volume 30 days (pcs.)	153.3238 EUR (0)
Ø price 100 days Ø volume 100 days (pcs.)	150.8900 EUR (0)
Ø price 250 days Ø volume 250 days (pcs.)	150.3699 EUR (0)
YTD High date	160.5650 EUR (2024/04/04)
YTD Low date	140.9667 EUR (2024/01/19)
52 Weeks High date	168.3565 EUR (2023/06/14)
52 Weeks Low date	134.1823 EUR (2023/10/30)

Recent Research

on underlying	on sector	on market	
Date		Headline	Download
2024/04/26		Global Equity Ratings	
2024/04/03		Global Equity Ratings	
2024/03/13		Global Equity Ratings	
2024/02/22		Global Equity Ratings	
2024/02/14		Global Equity Ratings	

5Y