

UNITEDHEALTH GROUP INC. FUTURE (UNHF) - EUX/C13

2024/07/26 18:36:02

Price
597.0552 USD

Difference  1.46% (8.61)

General attributes

Symbol	UNHFC13
Exchange	Eurex
Currency	USD
Security type	Future
Underlying	UNITEDHEALTH GROUP INC.
Maturity	08-2025
Contract size	100

Market data

Bid (Bid size)	- USD (-)
Ask (Ask size)	- USD (-)
Open	597.0552 USD
High	597.0552 USD
Low	597.0552 USD
Close (prev. day)	588.4435 USD
Underlying	UNITEDHEALTH GROUP INC.
Underlying price (date)	569.72 (24/07/26)
Settlement price (date)	597.06 (24/07/26)
Open Interest	0

Performance and Risk

	6m	1Y	3Y
Perf (%)	+15.03%	+10.82%	-
Perf (abs.)	+78.01	+58.32	-
Beta	-	-	-
Volatility	33.02	26.32	-

Futures and Options

Related Futures	-
Related Options	-











Information about previous performance does not guarantee future performance.
Source: FactSet

Price data

Ø price 5 days Ø volume 5 days (pcs.)	586.2732 USD (0)
Ø price 30 days Ø volume 30 days (pcs.)	551.6096 USD (0)
Ø price 100 days Ø volume 100 days (pcs.)	514.1043 USD (0)
Ø price 250 days Ø volume 250 days (pcs.)	532.2998 USD (0)
YTD High date	597.0552 USD (2024/07/26)
YTD Low date	457.0073 USD (2024/04/12)
52 Weeks High date	597.0552 USD (2024/07/26)
52 Weeks Low date	457.0073 USD (2024/04/12)

Recent Research

on underlying	on sector	on market	
Date		Headline	Download
2024/07/24		Global Equity Ratings	
2024/07/12		Global Equity Ratings	
2024/06/21		Global Equity Ratings	
2024/06/14		Global Equity Ratings	
2024/05/29		Global Equity Ratings	