

UNITEDHEALTH GROUP INC. FUTURE (UNHF) - EUX/C13

2023/09/29 18:38:28

Price
530.0616 USD

Difference  -0.83% (-4.43)

General attributes

Symbol	UNHFC13
Exchange	Eurex
Currency	USD
Security type	Future
Underlying	UNITEDHEALTH GROUP INC.
Maturity	10-2024
Contract size	100

Market data

Bid (Bid size)	- USD (-)
Ask (Ask size)	- USD (-)
Open	530.0616 USD
High	530.0616 USD
Low	530.0616 USD
Close (prev. day)	534.4929 USD
Underlying	UNITEDHEALTH GROUP INC.
Underlying price (date)	504.19 (23/09/29)
Settlement price (date)	530.06 (23/09/29)
Open Interest	0

Performance and Risk

	6m	1Y	3Y
Perf (%)	+9.56%	-	-
Perf (abs.)	+46.27	-	-
Beta	-	-	-
Volatility	25.37	25.78	25.78

Futures and Options

Related Futures	-
Related Options	-











Information about previous performance does not guarantee future performance.
Source: FactSet

Price data

Ø price 5 days Ø volume 5 days (pcs.)	529.5267 USD (0)
Ø price 30 days Ø volume 30 days (pcs.)	511.7771 USD (0)
Ø price 100 days Ø volume 100 days (pcs.)	509.4594 USD (0)
Ø price 250 days Ø volume 250 days (pcs.)	- USD (0)
YTD High date	546.8618 USD (2023/04/13)
YTD Low date	468.4856 USD (2023/07/13)
52 Weeks High date	546.8618 USD (2023/04/13)
52 Weeks Low date	468.4856 USD (2023/07/13)

Recent Research

on underlying	on sector	on market	
Date		Headline	Download
2023/09/29		Global Equity Ratings	
2023/09/08		Global Equity Ratings	
2023/08/22		Global Equity Ratings	
2023/08/17		Global Equity Ratings	
2023/08/09		Global Equity Ratings	