

UCB S.A. FUTURE (TUNC) - EUX/C7

2024/08/20 18:57:55

Price
157.3861 EURDifference  0.97% (1.52)

General attributes

Symbol	TUNCC7
Exchange	Eurex
Currency	EUR
Security type	Future
Underlying	UCB S.A.
Maturity	09-2025
Contract size	100

Market data

Bid (Bid size)	- EUR (-)
Ask (Ask size)	- EUR (-)
Open	157.3861 EUR
High	157.3861 EUR
Low	157.3861 EUR
Close (prev. day)	155.8675 EUR
Underlying	UCB S.A.
Underlying price (date)	160.05 (24/08/21)
Settlement price (date)	157.39 (24/08/20)
Open Interest	0

Performance and Risk

	6m	1Y	3Y
Perf (%)	+61.27%	+86.14%	-
Perf (abs.)	+59.80	+72.83	-
Beta	-	-	-
Volatility	32.16	28.55	-

Futures and Options

Related Futures	-
Related Options	-












Information about previous performance does not guarantee future performance.
Source: FactSet

Price data

Ø price 5 days Ø volume 5 days (pcs.)	155.0445 EUR (0)
Ø price 30 days Ø volume 30 days (pcs.)	151.9075 EUR (0)
Ø price 100 days Ø volume 100 days (pcs.)	139.1676 EUR (0)
Ø price 250 days Ø volume 250 days (pcs.)	100.7854 EUR (0)
YTD High date	160.3194 EUR (2024/07/30)
YTD Low date	82.1051 EUR (2024/01/02)
52 Weeks High date	160.3194 EUR (2024/07/30)
52 Weeks Low date	69.1415 EUR (2023/11/10)

Recent Research

on sector		on market	
Date		Headline	Download
2024/08/12		Global Equity Ratings	
2024/07/24		Global Equity Ratings	
2024/07/12		Global Equity Ratings	
2024/06/21		Global Equity Ratings	
2024/06/14		Global Equity Ratings	