

WOLTERS KLUWER N.V. FUTURE (TWOS) - EUX/C9

2024/10/18 19:24:19

Price
160.4589 EUR

Difference  **-1.19% (-1.93)**

General attributes

Symbol	TWOSC9
Exchange	Eurex
Currency	EUR
Security type	Future
Underlying	WOLTERS KLUWER NV
Maturity	06-2026
Contract size	100

Market data

Bid (Bid size)	- EUR (-)
Ask (Ask size)	- EUR (-)
Open	160.4589 EUR
High	160.4589 EUR
Low	160.4589 EUR
Close (prev. day)	162.3935 EUR
Underlying	WOLTERS KLUWER NV
Underlying price (date)	159.00 (24/10/18)
Settlement price (date)	160.46 (24/10/18)
Open Interest	0

Performance and Risk

	6m	1Y	3Y
Perf (%)	+12.07%	+27.33%	-
Perf (abs.)	+17.28	+34.45	-
Beta	-	-	-
Volatility	22.95	21.11	-

Futures and Options

Related Futures	-
Related Options	-

5Y












Information about previous performance does not guarantee future performance.
Source: FactSet

Price data

Ø price 5 days Ø volume 5 days (pcs.)	160.7818 EUR (0)
Ø price 30 days Ø volume 30 days (pcs.)	157.0161 EUR (0)
Ø price 100 days Ø volume 100 days (pcs.)	155.3807 EUR (0)
Ø price 250 days Ø volume 250 days (pcs.)	146.3156 EUR (0)
YTD High date	162.3935 EUR (2024/10/17)
YTD Low date	130.8530 EUR (2024/01/02)
52 Weeks High date	162.3935 EUR (2024/10/17)
52 Weeks Low date	120.0295 EUR (2023/11/03)

Recent Research

on sector		on market	
Date		Headline	Download
2024/09/27		Global Equity Ratings	
2024/09/11		Global Equity Ratings	
2024/09/05		Global Equity Ratings	
2024/08/12		Global Equity Ratings	
2024/07/24		Global Equity Ratings	