

# WOLTERS KLUWER N.V. FUTURE (TWOS) - EUX/C1

2024/09/18 18:54:06

**Price**  
**156.2392** EUR

**Difference**  **-2.14% (-3.42)**

### General attributes

Symbol	TWOSC1
Exchange	Eurex
Currency	EUR
Security type	Future
Underlying	WOLTERS KLUWER NV
Maturity	09-2024
Contract size	100

### Market data

Bid (Bid size)	- EUR (-)
Ask (Ask size)	- EUR (-)
Open	156.2392 EUR
High	156.2392 EUR
Low	156.2392 EUR
Close (prev. day)	159.6551 EUR
Underlying	WOLTERS KLUWER NV
Underlying price (date)	155.05 (24/09/18)
Settlement price (date)	156.24 (24/09/18)
Open Interest	0

### Performance and Risk

	6m	1Y	3Y
Perf (%)	+8.78%	+29.88%	-
Perf (abs.)	+12.89	+36.73	-
Beta	-	-	-
Volatility	21.66	18.18	-

### Futures and Options

Related Futures	-
Related Options	-

5Y












Information about previous performance does not guarantee future performance.  
Source: FactSet

### Price data

Ø price 5 days   Ø volume 5 days (pcs.)	157.3188 EUR (0)
Ø price 30 days   Ø volume 30 days (pcs.)	153.4665 EUR (0)
Ø price 100 days   Ø volume 100 days (pcs.)	153.6515 EUR (0)
Ø price 250 days   Ø volume 250 days (pcs.)	140.7029 EUR (0)
YTD High   date	159.6551 EUR (2024/09/17)
YTD Low   date	130.8671 EUR (2024/01/02)
52 Weeks High   date	159.6551 EUR (2024/09/17)
52 Weeks Low   date	117.9633 EUR (2023/09/27)

### Recent Research

on sector		on market	
Date		Headline	Download
2024/09/11		Global Equity Ratings	
2024/09/05		Global Equity Ratings	
2024/08/12		Global Equity Ratings	
2024/07/24		Global Equity Ratings	
2024/07/12		Global Equity Ratings	