

# WIENERBERGER AG FUTURE (TWIE) - EUX/C9

2024/10/18 19:24:19

**Price**  
**27.6954** EUR

**Difference**  **-0.19% (-0.05)**

### General attributes

Symbol	TWIEC9
Exchange	Eurex
Currency	EUR
Security type	Future
Underlying	WIENERBERGER AG
Maturity	06-2026
Contract size	100

### Market data

Bid (Bid size)	- EUR (-)
Ask (Ask size)	- EUR (-)
Open	27.6954 EUR
High	27.6954 EUR
Low	27.6954 EUR
Close (prev. day)	27.7482 EUR
Underlying	WIENERBERGER AG
Underlying price (date)	27.80 (24/10/18)
Settlement price (date)	27.70 (24/10/18)
Open Interest	0

### Performance and Risk

	6m	1Y	3Y
Perf (%)	-16.19%	+11.34%	-
Perf (abs.)	-5.35	+2.82	-
Beta	-	-	-
Volatility	30.71	42.02	-

### Futures and Options

Related Futures	-
Related Options	-

5Y












Information about previous performance does not guarantee future performance.  
Source: FactSet

### Price data

Ø price 5 days   Ø volume 5 days (pcs.)	27.6518 EUR (0)
Ø price 30 days   Ø volume 30 days (pcs.)	28.8824 EUR (0)
Ø price 100 days   Ø volume 100 days (pcs.)	30.2639 EUR (0)
Ø price 250 days   Ø volume 250 days (pcs.)	30.8957 EUR (0)
YTD High   date	34.5964 EUR (2024/06/19)
YTD Low   date	27.5517 EUR (2024/10/15)
52 Weeks High   date	34.5964 EUR (2024/06/19)
52 Weeks Low   date	23.0153 EUR (2023/10/20)

### Recent Research

on sector		on market	
Date		Headline	Download
2024/09/27		Global Equity Ratings	
2024/09/11		Global Equity Ratings	
2024/09/05		Global Equity Ratings	
2024/08/12		Global Equity Ratings	
2024/07/24		Global Equity Ratings	