

WIENERBERGER AG FUTURE (TWIE) - EUX/C9

2024/04/23 18:44:02

Price
31.9905 EUR

Difference  -1.43% (-0.46)

General attributes

Symbol	TWIEC9
Exchange	Eurex
Currency	EUR
Security type	Future
Underlying	WIENERBERGER AG
Maturity	12-2025
Contract size	100

Market data

Bid (Bid size)	- EUR (-)
Ask (Ask size)	- EUR (-)
Open	31.9905 EUR
High	31.9905 EUR
Low	31.9905 EUR
Close (prev. day)	32.454 EUR
Underlying	WIENERBERGER AG
Underlying price (date)	32.36 (24/04/24)
Settlement price (date)	31.99 (24/04/23)
Open Interest	0

Performance and Risk

	6m	1Y	3Y
Perf (%)	+39.00%	+17.91%	-
Perf (abs.)	+8.98	+4.86	-
Beta	-	-	-
Volatility	17.32	43.43	-

Futures and Options

Related Futures	-
Related Options	-












5Y

Information about previous performance does not guarantee future performance.
Source: FactSet

Price data

Ø price 5 days Ø volume 5 days (pcs.)	32.5313 EUR (0)
Ø price 30 days Ø volume 30 days (pcs.)	32.8309 EUR (0)
Ø price 100 days Ø volume 100 days (pcs.)	31.4128 EUR (0)
Ø price 250 days Ø volume 250 days (pcs.)	29.5992 EUR (0)
YTD High date	33.6536 EUR (2024/03/27)
YTD Low date	28.1069 EUR (2024/01/17)
52 Weeks High date	33.6536 EUR (2024/03/27)
52 Weeks Low date	23.0153 EUR (2023/10/20)

Recent Research

on sector	on market		
Date		Headline	Download
2024/04/03		Global Equity Ratings	
2024/03/13		Global Equity Ratings	
2024/02/22		Global Equity Ratings	
2024/02/14		Global Equity Ratings	
2024/01/23		Global Equity Ratings	