

# WIENERBERGER AG FUTURE (TWIE) - EUX/C9

2024/04/22 18:53:32

Price  
**32.454** EUR

Difference  -0.30% (-0.10)

### General attributes

Symbol	TWIEC9
Exchange	Eurex
Currency	EUR
Security type	Future
Underlying	WIENERBERGER AG
Maturity	12-2025
Contract size	100

### Market data

Bid (Bid size)	- EUR (-)
Ask (Ask size)	- EUR (-)
Open	32.454 EUR
High	32.454 EUR
Low	32.454 EUR
Close (prev. day)	32.5507 EUR
Underlying	WIENERBERGER AG
Underlying price (date)	32.24 (24/04/23)
Settlement price (date)	32.45 (24/04/22)
Open Interest	0

### Performance and Risk

	6m	1Y	3Y
Perf (%)	+41.01%	+19.62%	-
Perf (abs.)	+9.44	+5.32	-
Beta	-	-	-
Volatility	17.21	43.53	-

### Futures and Options

Related Futures	-
Related Options	-











Information about previous performance does not guarantee future performance.  
Source: FactSet

### Price data

Ø price 5 days   Ø volume 5 days (pcs.)	32.573 EUR (0)
Ø price 30 days   Ø volume 30 days (pcs.)	32.844 EUR (0)
Ø price 100 days   Ø volume 100 days (pcs.)	31.406 EUR (0)
Ø price 250 days   Ø volume 250 days (pcs.)	29.584 EUR (0)
YTD High   date	33.654 EUR (2024/03/27)
YTD Low   date	28.107 EUR (2024/01/17)
52 Weeks High   date	33.654 EUR (2024/03/27)
52 Weeks Low   date	23.015 EUR (2023/10/20)

### Recent Research

on sector		on market	
Date		Headline	Download
2024/04/03		Global Equity Ratings	
2024/03/13		Global Equity Ratings	
2024/02/22		Global Equity Ratings	
2024/02/14		Global Equity Ratings	
2024/01/23		Global Equity Ratings	

5Y