

WIENERBERGER AG FUTURE (TWIE) - EUX/C9

2023/09/18 19:01:30

Price
24.8753 EUR

Difference  -1.23% (-0.31)

General attributes

Symbol	TWIEC9
Exchange	Eurex
Currency	EUR
Security type	Future
Underlying	WIENERBERGER AG
Maturity	06-2025
Contract size	100

Market data

Bid (Bid size)	- EUR (-)
Ask (Ask size)	- EUR (-)
Open	24.8753 EUR
High	24.8753 EUR
Low	24.8753 EUR
Close (prev. day)	25.1844 EUR
Underlying	WIENERBERGER AG
Underlying price (date)	23.70 (23/10/02)
Settlement price (date)	24.11 (23/10/02)
Open Interest	0

Performance and Risk

	6m	1Y	3Y
Perf (%)	-6.65%	-	-
Perf (abs.)	-1.77	-	-
Beta	-	-	-
Volatility	35.26	31.92	31.92

Futures and Options

Related Futures	-
Related Options	-

5Y












Information about previous performance does not guarantee future performance.
Source: FactSet

Price data

Ø price 5 days Ø volume 5 days (pcs.)	24.9469 EUR (0)
Ø price 30 days Ø volume 30 days (pcs.)	26.2096 EUR (0)
Ø price 100 days Ø volume 100 days (pcs.)	27.7262 EUR (0)
Ø price 250 days Ø volume 250 days (pcs.)	- EUR (0)
YTD High date	30.4290 EUR (2023/07/31)
YTD Low date	24.7871 EUR (2023/09/13)
52 Weeks High date	30.4290 EUR (2023/07/31)
52 Weeks Low date	24.7871 EUR (2023/09/13)

Recent Research

on sector	on market		
Date		Headline	Download
2023/09/29		Global Equity Ratings	
2023/09/08		Global Equity Ratings	
2023/08/22		Global Equity Ratings	
2023/08/17		Global Equity Ratings	
2023/08/09		Global Equity Ratings	