

UBER TECHNOLOGIES INC. FUTURE (UBRF) - EUX/C10

2024/06/21 19:17:57

Price
72.8168 USD

Difference  -0.62% (-0.45)

General attributes

Symbol	UBRFC10
Exchange	Eurex
Currency	USD
Security type	Future
Underlying	UBER TECHNOLOGIES INC.
Maturity	04-2025
Contract size	100

Market data

Bid (Bid size)	- USD (-)
Ask (Ask size)	- USD (-)
Open	72.8168 USD
High	72.8168 USD
Low	72.8168 USD
Close (prev. day)	73.2692 USD
Underlying	UBER TECHNOLOGIES INC.
Underlying price (date)	72.68 (24/06/28)
Settlement price (date)	76.29 (24/06/28)
Open Interest	0

Performance and Risk

	6m	1Y	3Y
Perf (%)	+13.69%	+65.38%	-
Perf (abs.)	+8.77	+28.79	-
Beta	-	-	-
Volatility	34.58	34.35	-

Futures and Options

Related Futures	-
Related Options	-

5Y











Information about previous performance does not guarantee future performance.
Source: FactSet

Price data

Ø price 5 days Ø volume 5 days (pcs.)	72.9822 USD (0)
Ø price 30 days Ø volume 30 days (pcs.)	- USD (-)
Ø price 100 days Ø volume 100 days (pcs.)	77.9568 USD (0)
Ø price 250 days Ø volume 250 days (pcs.)	60.8616 USD (0)
YTD High date	84.5422 USD (2024/03/04)
YTD Low date	60.5419 USD (2024/01/05)
52 Weeks High date	84.5422 USD (2024/03/04)
52 Weeks Low date	42.4594 USD (2023/10/26)

Recent Research

on underlying	on sector	on market	
Date		Headline	Download
2024/06/21		Global Equity Ratings	
2024/06/14		Global Equity Ratings	
2024/05/29		Global Equity Ratings	
2024/04/26		Global Equity Ratings	
2024/04/03		Global Equity Ratings	