

FERROVIAL S.A. FUTURE (TUFG) - EUX/C1

2024/09/18 18:54:03

Price
39.5207 EUR

Difference  -0.41% (-0.16)

General attributes

Symbol	TUFGC1
Exchange	Eurex
Currency	EUR
Security type	Future
Underlying	FERROVIAL SE
Maturity	09-2024
Contract size	100

Market data

Bid (Bid size)	- EUR (-)
Ask (Ask size)	- EUR (-)
Open	39.5207 EUR
High	39.5207 EUR
Low	39.5207 EUR
Close (prev. day)	39.6846 EUR
Underlying	FERROVIAL SE
Underlying price (date)	38.32 (24/09/18)
Settlement price (date)	39.52 (24/09/18)
Open Interest	0

Performance and Risk

	6m	1Y	3Y
Perf (%)	+4.58%	+22.68%	-
Perf (abs.)	+1.74	+7.34	-
Beta	-	-	-
Volatility	22.84	27.80	-

Futures and Options

Related Futures	-
Related Options	-

5Y











Information about previous performance does not guarantee future performance.
Source: FactSet

Price data

Ø price 5 days Ø volume 5 days (pcs.)	39.0111 EUR (0)
Ø price 30 days Ø volume 30 days (pcs.)	38.3148 EUR (0)
Ø price 100 days Ø volume 100 days (pcs.)	38.4529 EUR (0)
Ø price 250 days Ø volume 250 days (pcs.)	35.6505 EUR (0)
YTD High date	40.1642 EUR (2024/07/23)
YTD Low date	34.7333 EUR (2024/04/19)
52 Weeks High date	40.1642 EUR (2024/07/23)
52 Weeks Low date	27.0282 EUR (2023/09/18)

Recent Research

on sector		on market	
Date		Headline	Download
2024/09/11		Global Equity Ratings	
2024/09/05		Global Equity Ratings	
2024/08/12		Global Equity Ratings	
2024/07/24		Global Equity Ratings	
2024/07/12		Global Equity Ratings	