

VIVENDI S.A. FUTURE (TVVU) - EUX/C5

2024/07/16 19:01:51

Price
11.4244 EUR

Difference  **-0.53% (-0.06)**

General attributes

Symbol	TVVUC5
Exchange	Eurex
Currency	EUR
Security type	Future
Underlying	VIVENDI SE
Maturity	03-2025
Contract size	100

Market data

Bid (Bid size)	- EUR (-)
Ask (Ask size)	- EUR (-)
Open	11.4244 EUR
High	11.4244 EUR
Low	11.4244 EUR
Close (prev. day)	11.4847 EUR
Underlying	VIVENDI SE
Underlying price (date)	11.02 (24/07/16)
Settlement price (date)	11.42 (24/07/16)
Open Interest	0

Performance and Risk

	6m	1Y	3Y
Perf (%)	+11.34%	+27.04%	-
Perf (abs.)	+1.17	+2.44	-
Beta	-	-	-
Volatility	25.43	21.12	-

Futures and Options

Related Futures	-
Related Options	-

5Y












Information about previous performance does not guarantee future performance.
Source: FactSet

Price data

Ø price 5 days Ø volume 5 days (pcs.)	- EUR (-)
Ø price 30 days Ø volume 30 days (pcs.)	10.5301 EUR (0)
Ø price 100 days Ø volume 100 days (pcs.)	10.3191 EUR (0)
Ø price 250 days Ø volume 250 days (pcs.)	9.6009 EUR (0)
YTD High date	11.4847 EUR (2024/07/15)
YTD Low date	9.9379 EUR (2024/06/17)
52 Weeks High date	11.4847 EUR (2024/07/15)
52 Weeks Low date	8.5386 EUR (2023/09/27)

Recent Research

on sector		on market	
Date		Headline	Download
2024/07/12		Global Equity Ratings	
2024/06/21		Global Equity Ratings	
2024/06/14		Global Equity Ratings	
2024/05/29		Global Equity Ratings	
2024/04/26		Global Equity Ratings	