

# FERROVIAL S.A. FUTURE (TUFG) - EUX/C2

2024/10/18 19:24:18

Price  
**40.0173** EUR

Difference  0.39% (0.16)

### General attributes

Symbol	TUFGC2
Exchange	Eurex
Currency	EUR
Security type	Future
Underlying	FERROVIAL SE
Maturity	12-2024
Contract size	100

### Market data

Bid (Bid size)	- EUR (-)
Ask (Ask size)	- EUR (-)
Open	40.0173 EUR
High	40.0173 EUR
Low	40.0173 EUR
Close (prev. day)	39.8612 EUR
Underlying	FERROVIAL SE
Underlying price (date)	38.96 (24/10/18)
Settlement price (date)	40.02 (24/10/18)
Open Interest	0

### Performance and Risk

	6m	1Y	3Y
Perf (%)	+15.18%	+31.17%	-
Perf (abs.)	+5.28	+9.51	-
Beta	-	-	-
Volatility	22.85	19.20	-

### Futures and Options

Related Futures	-
Related Options	-

5Y










Information about previous performance does not guarantee future performance.  
Source: FactSet

### Price data

Ø price 5 days   Ø volume 5 days (pcs.)	39.6521 EUR (0)
Ø price 30 days   Ø volume 30 days (pcs.)	39.2389 EUR (0)
Ø price 100 days   Ø volume 100 days (pcs.)	38.7536 EUR (0)
Ø price 250 days   Ø volume 250 days (pcs.)	36.6447 EUR (0)
YTD High   date	40.1772 EUR (2024/07/23)
YTD Low   date	34.7421 EUR (2024/04/18)
52 Weeks High   date	40.1772 EUR (2024/07/23)
52 Weeks Low   date	29.5048 EUR (2023/10/26)

### Recent Research

on sector		on market	
Date		Headline	Download
2024/09/27		Global Equity Ratings	
2024/09/11		Global Equity Ratings	
2024/09/05		Global Equity Ratings	
2024/08/12		Global Equity Ratings	
2024/07/24		Global Equity Ratings	