

FERROVIAL S.A. FUTURE (TUFG) - EUX/C2

2024/05/06 18:52:50

Price
36.4757 EUR

Difference  2.27% (0.81)

General attributes

Symbol	TUFGC2
Exchange	Eurex
Currency	EUR
Security type	Future
Underlying	FERROVIAL SE
Maturity	07-2024
Contract size	100

Market data

Bid (Bid size)	- EUR (-)
Ask (Ask size)	- EUR (-)
Open	36.4757 EUR
High	36.4757 EUR
Low	36.4757 EUR
Close (prev. day)	35.6676 EUR
Underlying	FERROVIAL SE
Underlying price (date)	36.69 (24/06/03)
Settlement price (date)	37.86 (24/05/31)
Open Interest	0

Performance and Risk

	6m	1Y	3Y
Perf (%)	+17.26%	+15.75%	-
Perf (abs.)	+5.19	+4.80	-
Beta	-	-	-
Volatility	16.49	29.99	-

Futures and Options

Related Futures	-
Related Options	-

5Y






Information about previous performance does not guarantee future performance.
Source: FactSet

Price data

Ø price 5 days Ø volume 5 days (pcs.)	35.3523 EUR (0)
Ø price 30 days Ø volume 30 days (pcs.)	36.5527 EUR (0)
Ø price 100 days Ø volume 100 days (pcs.)	36.3424 EUR (0)
Ø price 250 days Ø volume 250 days (pcs.)	33.3081 EUR (0)
YTD High date	38.9492 EUR (2024/03/21)
YTD Low date	34.7421 EUR (2024/04/18)
52 Weeks High date	38.9492 EUR (2024/03/21)
52 Weeks Low date	26.9622 EUR (2023/09/18)

Recent Research

on sector		on market	
Date		Headline	Download
2024/05/29		Global Equity Ratings	
2024/04/26		Global Equity Ratings	
2024/04/03		Global Equity Ratings	
2024/03/13		Global Equity Ratings	
2024/02/22		Global Equity Ratings	