

WOLTERS KLUWER N.V. FUTURE (TWOS) - EUX/C2

2024/04/30 19:06:58

Price
142.2007 EUR

Difference  **-0.28% (-0.40)**

General attributes

Symbol	TWOSC2
Exchange	Eurex
Currency	EUR
Security type	Future
Underlying	WOLTERS KLUWER NV
Maturity	07-2024
Contract size	100

Market data

Bid (Bid size)	- EUR (-)
Ask (Ask size)	- EUR (-)
Open	142.2007 EUR
High	142.2007 EUR
Low	142.2007 EUR
Close (prev. day)	142.6007 EUR
Underlying	WOLTERS KLUWER NV
Underlying price (date)	152.70 (24/06/14)
Settlement price (date)	154.68 (24/06/14)
Open Interest	0

Performance and Risk

	6m	1Y	3Y
Perf (%)	+14.51%	+14.07%	-
Perf (abs.)	+18.02	+17.53	-
Beta	-	-	-
Volatility	15.89	16.10	-

Futures and Options

Related Futures	-
Related Options	-

5Y












Information about previous performance does not guarantee future performance.
Source: FactSet

Price data

Ø price 5 days Ø volume 5 days (pcs.)	142.7220 EUR (0)
Ø price 30 days Ø volume 30 days (pcs.)	144.1261 EUR (0)
Ø price 100 days Ø volume 100 days (pcs.)	141.6422 EUR (0)
Ø price 250 days Ø volume 250 days (pcs.)	128.6375 EUR (0)
YTD High date	150.8152 EUR (2024/02/23)
YTD Low date	130.8563 EUR (2024/01/02)
52 Weeks High date	150.8152 EUR (2024/02/23)
52 Weeks Low date	111.1812 EUR (2023/05/25)

Recent Research

on sector		on market	
Date		Headline	Download
2024/06/14		Global Equity Ratings	
2024/05/29		Global Equity Ratings	
2024/04/26		Global Equity Ratings	
2024/04/03		Global Equity Ratings	
2024/03/13		Global Equity Ratings	