

UNITEDHEALTH GROUP INC. FUTURE (UNHF) - EUX/C12

2024/04/19 18:42:48

Price
520.2725 USD

Difference  1.71% (8.76)

General attributes

Symbol	UNHFC12
Exchange	Eurex
Currency	USD
Security type	Future
Underlying	UNITEDHEALTH GROUP INC.
Maturity	04-2025
Contract size	100

Market data

Bid (Bid size)	- USD (-)
Ask (Ask size)	- USD (-)
Open	520.2725 USD
High	520.2725 USD
Low	520.2725 USD
Close (prev. day)	511.5101 USD
Underlying	UNITEDHEALTH GROUP INC.
Underlying price (date)	501.13 (24/04/19)
Settlement price (date)	522.23 (24/04/19)
Open Interest	0

Performance and Risk

	6m	1Y	3Y
Perf (%)	-5.91%	+2.55%	-
Perf (abs.)	-32.69	+12.94	-
Beta	-	-	-
Volatility	26.91	25.22	-

Futures and Options

Related Futures	-
Related Options	-

5Y












Information about previous performance does not guarantee future performance.
Source: FactSet

Price data

Ø price 5 days Ø volume 5 days (pcs.)	495.3869 USD (0)
Ø price 30 days Ø volume 30 days (pcs.)	494.1234 USD (0)
Ø price 100 days Ø volume 100 days (pcs.)	527.0040 USD (0)
Ø price 250 days Ø volume 250 days (pcs.)	522.7126 USD (0)
YTD High date	567.7368 USD (2024/01/04)
YTD Low date	455.3281 USD (2024/04/12)
52 Weeks High date	573.2459 USD (2023/12/01)
52 Weeks Low date	455.3281 USD (2024/04/12)

Recent Research

on underlying	on sector	on market	
Date		Headline	Download
2024/04/03		Global Equity Ratings	
2024/03/13		Global Equity Ratings	
2024/02/22		Global Equity Ratings	
2024/02/14		Global Equity Ratings	
2024/01/23		Global Equity Ratings	