

UBER TECHNOLOGIES INC. FUTURE (UBRF) - EUX/C12

2024/10/18 19:07:37

Price
82.3267 USD

Difference  **-1.35% (-1.12)**

General attributes

Symbol	UBRFC12
Exchange	Eurex
Currency	USD
Security type	Future
Underlying	UBER TECHNOLOGIES INC.
Maturity	10-2025
Contract size	100

Market data

Bid (Bid size)	- USD (-)
Ask (Ask size)	- USD (-)
Open	82.3267 USD
High	82.3267 USD
Low	82.3267 USD
Close (prev. day)	83.4503 USD
Underlying	UBER TECHNOLOGIES INC.
Underlying price (date)	79.16 (24/10/18)
Settlement price (date)	82.57 (24/10/18)
Open Interest	0

Performance and Risk

	6m	1Y	3Y
Perf (%)	+8.08%	+78.95%	-
Perf (abs.)	+6.15	+36.32	-
Beta	-	-	-
Volatility	42.83	38.67	-

Futures and Options

Related Futures	-
Related Options	-

5Y












Information about previous performance does not guarantee future performance.
Source: FactSet

Price data

Ø price 5 days Ø volume 5 days (pcs.)	85.4783 USD (0)
Ø price 30 days Ø volume 30 days (pcs.)	78.6982 USD (0)
Ø price 100 days Ø volume 100 days (pcs.)	74.9597 USD (0)
Ø price 250 days Ø volume 250 days (pcs.)	71.7909 USD (0)
YTD High date	89.0714 USD (2024/10/11)
YTD Low date	60.2405 USD (2024/08/05)
52 Weeks High date	89.0714 USD (2024/10/11)
52 Weeks Low date	42.8558 USD (2023/10/26)

Recent Research

on underlying	on sector	on market	
Date		Headline	Download
2024/09/27		Global Equity Ratings	
2024/09/11		Global Equity Ratings	
2024/09/05		Global Equity Ratings	
2024/08/12		Global Equity Ratings	
2024/07/24		Global Equity Ratings	