

WIENERBERGER AG FUTURE (WIBG) - EUX/C13

2024/06/20 18:47:27

Price
34.5104 EUR

Difference  -0.14% (-0.05)

General attributes

Symbol	WIBGC13
Exchange	Eurex
Currency	EUR
Security type	Future
Underlying	WIENERBERGER AG
Maturity	12-2025
Contract size	100

Market data

Bid (Bid size)	- EUR (-)
Ask (Ask size)	- EUR (-)
Open	34.5104 EUR
High	34.5104 EUR
Low	34.5104 EUR
Close (prev. day)	34.5586 EUR
Underlying	WIENERBERGER AG
Underlying price (date)	34.04 (24/06/21)
Settlement price (date)	35.07 (24/06/20)
Open Interest	0

Performance and Risk

	6m	1Y	3Y
Perf (%)	+14.28%	+23.46%	-
Perf (abs.)	+4.31	+6.56	-
Beta	-	-	-
Volatility	18.37	24.18	-

Futures and Options

Related Futures	-
Related Options	-

5Y












Information about previous performance does not guarantee future performance.
Source: FactSet

Price data

Ø price 5 days Ø volume 5 days (pcs.)	34.4348 EUR (0)
Ø price 30 days Ø volume 30 days (pcs.)	- EUR (-)
Ø price 100 days Ø volume 100 days (pcs.)	33.0662 EUR (0)
Ø price 250 days Ø volume 250 days (pcs.)	28.7923 EUR (0)
YTD High date	34.5586 EUR (2024/06/19)
YTD Low date	28.1973 EUR (2024/01/17)
52 Weeks High date	34.5586 EUR (2024/06/19)
52 Weeks Low date	22.4535 EUR (2023/10/25)

Recent Research

on sector		on market	
Date		Headline	Download
2024/06/21		Global Equity Ratings	
2024/06/14		Global Equity Ratings	
2024/05/29		Global Equity Ratings	
2024/04/26		Global Equity Ratings	
2024/04/03		Global Equity Ratings	