

# WIENERBERGER AG FUTURE (WIBG) - EUX/C13

2024/05/03 18:33:43

Price  
**33.9832** EUR

Difference  2.33% (0.78)

### General attributes

Symbol	WIBGC13
Exchange	Eurex
Currency	EUR
Security type	Future
Underlying	WIENERBERGER AG
Maturity	05-2025
Contract size	100

### Market data

Bid (Bid size)	- EUR (-)
Ask (Ask size)	- EUR (-)
Open	33.9832 EUR
High	33.9832 EUR
Low	33.9832 EUR
Close (prev. day)	33.2082 EUR
Underlying	WIENERBERGER AG
Underlying price (date)	34.34 (24/05/03)
Settlement price (date)	33.98 (24/05/03)
Open Interest	0

### Performance and Risk

	6m	1Y	3Y
Perf (%)	+40.32%	+27.01%	-
Perf (abs.)	+9.76	+7.23	-
Beta	-	-	-
Volatility	22.46	23.86	-

### Futures and Options

Related Futures	-
Related Options	-

5Y









Information about previous performance does not guarantee future performance.  
Source: FactSet

### Price data

Ø price 5 days   Ø volume 5 days (pcs.)	33.4983 EUR (0)
Ø price 30 days   Ø volume 30 days (pcs.)	33.5116 EUR (0)
Ø price 100 days   Ø volume 100 days (pcs.)	31.8687 EUR (0)
Ø price 250 days   Ø volume 250 days (pcs.)	28.5397 EUR (0)
YTD High   date	34.3903 EUR (2024/03/27)
YTD Low   date	28.1973 EUR (2024/01/17)
52 Weeks High   date	34.3903 EUR (2024/03/27)
52 Weeks Low   date	22.4535 EUR (2023/10/25)

### Recent Research

on sector		on market	
Date		Headline	Download
2024/04/26		Global Equity Ratings	
2024/04/03		Global Equity Ratings	
2024/03/13		Global Equity Ratings	
2024/02/22		Global Equity Ratings	
2024/02/14		Global Equity Ratings	