

TESLA INC. FUTURE (TSLF) - EUX/C9

2023/09/28 18:36:28

Price
262.7973 USD

Difference  1.62% (4.19)

General attributes

Symbol	TSLFC9
Exchange	Eurex
Currency	USD
Security type	Future
Underlying	TESLA INC.
Maturity	12-2024
Contract size	300

Market data

Bid (Bid size)	- USD (-)
Ask (Ask size)	- USD (-)
Open	262.7973 USD
High	262.7973 USD
Low	262.7973 USD
Close (prev. day)	258.6036 USD
Underlying	TESLA INC.
Underlying price (date)	250.22 (23/09/29)
Settlement price (date)	269.33 (23/09/29)
Open Interest	0

Performance and Risk

	6m	1Y	3Y
Perf (%)	+25.82%	-	-
Perf (abs.)	+53.93	-	-
Beta	-	-	-
Volatility	63.68	68.34	68.34

Futures and Options

Related Futures	-
Related Options	-

5Y












Information about previous performance does not guarantee future performance.
Source: FactSet

Price data

Ø price 5 days Ø volume 5 days (pcs.)	269.5784 USD (0)
Ø price 30 days Ø volume 30 days (pcs.)	272.5170 USD (0)
Ø price 100 days Ø volume 100 days (pcs.)	227.3226 USD (0)
Ø price 250 days Ø volume 250 days (pcs.)	- USD (0)
YTD High date	309.9469 USD (2023/07/18)
YTD Low date	120.8950 USD (2023/01/10)
52 Weeks High date	309.9469 USD (2023/07/18)
52 Weeks Low date	120.8950 USD (2023/01/10)

Recent Research

on underlying	on sector	on market	
Date		Headline	Download
2023/09/29		Global Equity Ratings	
2023/09/08		Global Equity Ratings	
2023/08/22		Global Equity Ratings	
2023/08/17		Global Equity Ratings	
2023/08/09		Global Equity Ratings	