

VOLKSWAGEN AG FUTURE (TVO3) - EUX/C9

2024/07/31 18:59:16

Price
141.3885 EURDifference  -0.58% (-0.83)

General attributes

Symbol	TVO3C9
Exchange	Eurex
Currency	EUR
Security type	Future
Underlying	VOLKSWAGEN AG VZ
Maturity	06-2026
Contract size	100

Market data

Bid (Bid size)	- EUR (-)
Ask (Ask size)	- EUR (-)
Open	141.3885 EUR
High	141.3885 EUR
Low	141.3885 EUR
Close (prev. day)	142.2187 EUR
Underlying	VOLKSWAGEN AG VZ
Underlying price (date)	103.20 (24/07/31)
Settlement price (date)	141.39 (24/07/31)
Open Interest	0

Performance and Risk

	6m	1Y	3Y
Perf (%)	-5.01%	-9.25%	-
Perf (abs.)	-7.50	-14.49	-
Beta	-	-	-
Volatility	21.75	19.68	-

Futures and Options

Related Futures	-
Related Options	-

5Y












Information about previous performance does not guarantee future performance.
Source: FactSet

Price data

Ø price 5 days Ø volume 5 days (pcs.)	142.8529 EUR (0)
Ø price 30 days Ø volume 30 days (pcs.)	144.3388 EUR (0)
Ø price 100 days Ø volume 100 days (pcs.)	149.5004 EUR (0)
Ø price 250 days Ø volume 250 days (pcs.)	148.9629 EUR (0)
YTD High date	160.7000 EUR (2024/04/04)
YTD Low date	140.1373 EUR (2024/01/19)
52 Weeks High date	160.7000 EUR (2024/04/04)
52 Weeks Low date	140.1373 EUR (2024/01/19)

Recent Research

on underlying	on sector	on market	
Date		Headline	Download
2024/07/24		Global Equity Ratings	
2024/07/12		Global Equity Ratings	
2024/06/21		Global Equity Ratings	
2024/06/14		Global Equity Ratings	
2024/05/29		Global Equity Ratings	