

## UCB S.A. FUTURE (TUNC) - EUX/C9

2024/05/06 18:52:50

Price  
**122.0312** EURDifference  -0.97% (-1.19)

## General attributes

Symbol	TUNCC9
Exchange	Eurex
Currency	EUR
Security type	Future
Underlying	UCB S.A.
Maturity	12-2025
Contract size	100

## Market data

Bid (Bid size)	- EUR (-)
Ask (Ask size)	- EUR (-)
Open	122.0312 EUR
High	122.0312 EUR
Low	122.0312 EUR
Close (prev. day)	123.2255 EUR
Underlying	UCB S.A.
Underlying price (date)	127.60 (24/05/22)
Settlement price (date)	130.71 (24/05/21)
Open Interest	0

## Performance and Risk

	6m	1Y	3Y
Perf (%)	-	+36.52%	-
Perf (abs.)	-	+32.65	-
Beta	-	-	-
Volatility	27.33	26.78	-

## Futures and Options

Related Futures	-
Related Options	-











Information about previous performance does not guarantee future performance.  
Source: FactSet

## Price data

Ø price 5 days   Ø volume 5 days (pcs.)	124.7381 EUR (0)
Ø price 30 days   Ø volume 30 days (pcs.)	121.3111 EUR (0)
Ø price 100 days   Ø volume 100 days (pcs.)	100.8314 EUR (0)
Ø price 250 days   Ø volume 250 days (pcs.)	94.0606 EUR (0)
YTD High   date	127.4577 EUR (2024/04/26)
YTD Low   date	81.9668 EUR (2024/01/02)
52 Weeks High   date	127.4577 EUR (2024/04/26)
52 Weeks Low   date	77.0009 EUR (2023/12/18)

## Recent Research

on sector		on market	
Date		Headline	Download
2024/04/26		Global Equity Ratings	
2024/04/03		Global Equity Ratings	
2024/03/13		Global Equity Ratings	
2024/02/22		Global Equity Ratings	
2024/02/14		Global Equity Ratings	