

VERIZON COMMUNICATIONS INC. FUTURE (VZFF) - EUX/C13

2024/08/15 18:48:44

Price
39.6131 USD

Difference  -1.61% (-0.65)

General attributes

Symbol	VZFFC13
Exchange	Eurex
Currency	USD
Security type	Future
Underlying	VERIZON COMMUNICATIONS INC
Maturity	12-2025
Contract size	100

Market data

Bid (Bid size)	- USD (-)
Ask (Ask size)	- USD (-)
Open	39.6131 USD
High	39.6131 USD
Low	39.6131 USD
Close (prev. day)	40.2632 USD
Underlying	VERIZON COMMUNICATIONS INC
Underlying price (date)	40.04 (24/08/15)
Settlement price (date)	39.53 (24/08/15)
Open Interest	0

Performance and Risk

	6m	1Y	3Y
Perf (%)	-1.32%	+21.17%	-
Perf (abs.)	-0.53	+6.92	-
Beta	-	-	-
Volatility	24.45	25.17	-

Futures and Options

Related Futures	-
Related Options	-

5Y









Information about previous performance does not guarantee future performance.
Source: FactSet

Price data

Ø price 5 days Ø volume 5 days (pcs.)	39.9084 USD (0)
Ø price 30 days Ø volume 30 days (pcs.)	40.0576 USD (0)
Ø price 100 days Ø volume 100 days (pcs.)	39.9750 USD (0)
Ø price 250 days Ø volume 250 days (pcs.)	37.3635 USD (0)
YTD High date	42.2247 USD (2024/02/02)
YTD Low date	37.4483 USD (2024/01/02)
52 Weeks High date	42.2247 USD (2024/02/02)
52 Weeks Low date	29.8176 USD (2023/10/06)

Recent Research

on underlying	on sector	on market	
Date		Headline	Download
2024/08/12		Global Equity Ratings	
2024/07/24		Global Equity Ratings	
2024/07/12		Global Equity Ratings	
2024/06/21		Global Equity Ratings	
2024/06/14		Global Equity Ratings	