

TELUS CORP. FUTURE (TUFF) - EUX/C11

2024/07/26 18:36:01

Price
15.9844 USD

Difference  **-0.26% (-0.04)**

General attributes

Symbol	TUFFC11
Exchange	Eurex
Currency	USD
Security type	Future
Underlying	TELUS CORP
Maturity	06-2025
Contract size	100

Market data

Bid (Bid size)	- USD (-)
Ask (Ask size)	- USD (-)
Open	15.9844 USD
High	15.9844 USD
Low	15.9844 USD
Close (prev. day)	16.0256 USD
Underlying	TELUS CORP
Underlying price (date)	21.95 (24/07/26)
Settlement price (date)	15.98 (24/07/26)
Open Interest	0

Performance and Risk

	6m	1Y	3Y
Perf (%)	-13.03%	-11.83%	-
Perf (abs.)	-2.39	-2.14	-
Beta	-	-	-
Volatility	20.77	21.68	-

Futures and Options

Related Futures	-
Related Options	-











5Y

Information about previous performance does not guarantee future performance.
Source: FactSet

Price data

Ø price 5 days Ø volume 5 days (pcs.)	15.9987 USD (0)
Ø price 30 days Ø volume 30 days (pcs.)	16.0470 USD (0)
Ø price 100 days Ø volume 100 days (pcs.)	16.5017 USD (0)
Ø price 250 days Ø volume 250 days (pcs.)	17.1731 USD (0)
YTD High date	18.6297 USD (2024/01/24)
YTD Low date	15.8897 USD (2024/07/12)
52 Weeks High date	19.0015 USD (2023/12/06)
52 Weeks Low date	15.4442 USD (2023/10/03)

Recent Research

on sector			
Date		Headline	Download
2024/07/24		Global Equity Ratings	
2024/07/12		Global Equity Ratings	
2024/06/21		Global Equity Ratings	
2024/06/14		Global Equity Ratings	
2024/05/29		Global Equity Ratings	