

WOLTERS KLUWER N.V. FUTURE (TWOS) - EUX/C4

2024/09/18 18:54:06

Price
156.3586 EUR

Difference  **-2.14% (-3.42)**

General attributes

| | |
|---------------|-------------------|
| Symbol | TWOSC4 |
| Exchange | Eurex |
| Currency | EUR |
| Security type | Future |
| Underlying | WOLTERS KLUWER NV |
| Maturity | 12-2024 |
| Contract size | 100 |

Market data

| | |
|-------------------------|-------------------|
| Bid (Bid size) | - EUR (-) |
| Ask (Ask size) | - EUR (-) |
| Open | 156.3586 EUR |
| High | 156.3586 EUR |
| Low | 156.3586 EUR |
| Close (prev. day) | 159.7765 EUR |
| Underlying | WOLTERS KLUWER NV |
| Underlying price (date) | 155.05 (24/09/18) |
| Settlement price (date) | 156.36 (24/09/18) |
| Open Interest | 0 |

Performance and Risk

| | 6m | 1Y | 3Y |
|-------------|--------|---------|----|
| Perf (%) | +8.90% | +29.94% | - |
| Perf (abs.) | +13.06 | +36.82 | - |
| Beta | - | - | - |
| Volatility | 21.77 | 18.21 | - |

Futures and Options

| | |
|-----------------|---|
| Related Futures | - |
| Related Options | - |

5Y













Information about previous performance does not guarantee future performance.
Source: FactSet

Price data

| | |
|---|---------------------------|
| Ø price 5 days Ø volume 5 days (pcs.) | 157.4314 EUR (0) |
| Ø price 30 days Ø volume 30 days (pcs.) | 153.5753 EUR (0) |
| Ø price 100 days Ø volume 100 days (pcs.) | 153.7788 EUR (0) |
| Ø price 250 days Ø volume 250 days (pcs.) | 140.7022 EUR (0) |
| YTD High date | 159.7765 EUR (2024/09/17) |
| YTD Low date | 130.7764 EUR (2024/01/02) |
| 52 Weeks High date | 159.7765 EUR (2024/09/17) |
| 52 Weeks Low date | 117.9801 EUR (2023/09/27) |

Recent Research

| on sector | | on market | |
|------------|---|-----------------------|---|
| Date | | Headline | Download |
| 2024/09/11 |  | Global Equity Ratings |  |
| 2024/09/05 |  | Global Equity Ratings |  |
| 2024/08/12 |  | Global Equity Ratings |  |
| 2024/07/24 |  | Global Equity Ratings |  |
| 2024/07/12 |  | Global Equity Ratings |  |