

WIENERBERGER AG FUTURE (TWIE) - EUX/C2

2024/04/30 19:06:58

Price
33.3738 EUR
Difference  **-1.18% (-0.40)**

General attributes

Symbol TWIEC2
Exchange Eurex
Currency EUR
Security type Future
Underlying WIENERBERGER AG
Maturity 06-2024
Contract size 100

Market data

Bid (Bid size) - EUR (-)
Ask (Ask size) - EUR (-)
Open 33.3738 EUR
High 33.3738 EUR
Low 33.3738 EUR
Close (prev. day) 33.7739 EUR
Underlying WIENERBERGER AG
Underlying price (date) 33.56 (24/04/30)
Settlement price (date) 33.37 (24/04/30)
Open Interest 0

Performance and Risk

	6m	1Y	3Y
Perf (%)	+43.65%	+21.28%	-
Perf (abs.)	+10.14	+5.86	-
Beta	-	-	-
Volatility	21.61	22.36	-

Futures and Options

Related Futures -
Related Options -








Information about previous performance does not guarantee future performance.
 Source: FactSet

Price data

Ø price 5 days Ø volume 5 days (pcs.)	32.9195 EUR (0)
Ø price 30 days Ø volume 30 days (pcs.)	32.9959 EUR (0)
Ø price 100 days Ø volume 100 days (pcs.)	31.4562 EUR (0)
Ø price 250 days Ø volume 250 days (pcs.)	28.6352 EUR (0)
YTD High date	33.7739 EUR (2024/04/29)
YTD Low date	28.2811 EUR (2024/01/17)
52 Weeks High date	33.7739 EUR (2024/04/29)
52 Weeks Low date	22.8178 EUR (2023/10/26)

Recent Research

on sector		on market	
Date		Headline	Download
2024/04/26		Global Equity Ratings	
2024/04/03		Global Equity Ratings	
2024/03/13		Global Equity Ratings	
2024/02/22		Global Equity Ratings	
2024/02/14		Global Equity Ratings	