

UBS AG FUTURE (UBSJ) - EUX/C10

2024/04/19 18:42:46

Price
25.4714 CHF

Difference  -0.43% (-0.11)

General attributes

Symbol	UBSJC10
Exchange	Eurex
Currency	CHF
Security type	Future
Underlying	UBS GROUP
Maturity	02-2025
Contract size	100

Market data

Bid (Bid size)	- CHF (-)
Ask (Ask size)	- CHF (-)
Open	25.4714 CHF
High	25.4714 CHF
Low	25.4714 CHF
Close (prev. day)	25.5814 CHF
Underlying	UBS GROUP
Underlying price (date)	25.70 (24/04/19)
Settlement price (date)	25.50 (24/04/19)
Open Interest	0

Performance and Risk

	6m	1Y	3Y
Perf (%)	+17.92%	+35.12%	-
Perf (abs.)	+3.87	+6.62	-
Beta	-	-	-
Volatility	23.64	23.87	-

Futures and Options

Related Futures	-
Related Options	-

5Y












Information about previous performance does not guarantee future performance.
Source: FactSet

Price data

Ø price 5 days Ø volume 5 days (pcs.)	25.5609 CHF (0)
Ø price 30 days Ø volume 30 days (pcs.)	27.1830 CHF (0)
Ø price 100 days Ø volume 100 days (pcs.)	25.6639 CHF (0)
Ø price 250 days Ø volume 250 days (pcs.)	22.3904 CHF (0)
YTD High date	28.3697 CHF (2024/04/04)
YTD Low date	23.6797 CHF (2024/02/07)
52 Weeks High date	28.3697 CHF (2024/04/04)
52 Weeks Low date	16.9846 CHF (2023/05/04)

Recent Research

on underlying	on sector	on market	
Date		Headline	Download
2024/04/03		Global Equity Ratings	
2024/03/13		Global Equity Ratings	
2024/02/22		Global Equity Ratings	
2024/02/14		Global Equity Ratings	
2024/01/23		Global Equity Ratings	