


# UNIQA INSURANCE GROUP AG FUTURE (UN9F) - EUX/C13

2024/05/03 18:33:39

**Price**  
**8.0363** EUR

**Difference**  **-0.30% (-0.02)**

**General attributes**

Symbol UN9FC13  
 Exchange Eurex  
 Currency EUR  
 Security type Future  
 Underlying UNIQA INSURANCE GROUP AG  
 Maturity 05-2025  
 Contract size 100

**Market data**

Bid (Bid size) - EUR (-)  
 Ask (Ask size) - EUR (-)  
 Open 8.0363 EUR  
 High 8.0363 EUR  
 Low 8.0363 EUR  
 Close (prev. day) 8.0604 EUR  
 Underlying UNIQA INSURANCE GROUP AG  
 Underlying price (date) 8.22 (24/05/03)  
 Settlement price (date) 8.04 (24/05/03)  
 Open Interest 0

**Performance and Risk**

	6m	1Y	3Y
Perf (%)	+6.26%	+1.23%	-
Perf (abs.)	+0.47	+0.10	-
Beta	-	-	-
Volatility	20.09	16.52	-

**Futures and Options**

Related Futures -  
 Related Options -






Information about previous performance does not guarantee future performance.  
 Source: FactSet

**Price data**

Ø price 5 days   Ø volume 5 days (pcs.)	8.0758 EUR (0)
Ø price 30 days   Ø volume 30 days (pcs.)	7.9048 EUR (0)
Ø price 100 days   Ø volume 100 days (pcs.)	7.6606 EUR (0)
Ø price 250 days   Ø volume 250 days (pcs.)	7.4714 EUR (0)
YTD High   date	8.1342 EUR (2024/04/29)
YTD Low   date	7.1566 EUR (2024/01/22)
52 Weeks High   date	8.1342 EUR (2024/04/29)
52 Weeks Low   date	6.9241 EUR (2023/12/18)

**Recent Research**

Date	on sector	on market	Headline	Download
2024/05/03			Akciové trhy - denní zpráva	
2024/05/02			Akciové trhy - denní zpráva	
2024/04/30			Akciové trhy - denní zpráva	
2024/04/29			Akciové trhy - denní zpráva	
2024/04/26			Global Equity Ratings	