

UNITED AIRLINES HOLDINGS INC. FUTURE (UALF) - EUX/C1

2024/05/02 18:24:16

5Y

Price
51.4686 USD
 Difference  -2.02% (-1.06)

General attributes

Symbol UALFC1
 Exchange Eurex
 Currency USD
 Security type Future
 Underlying UNITED AIRLINES HOLDINGS INC.
 Maturity 05-2024
 Contract size 100

Market data

Bid (Bid size) - USD (-)
 Ask (Ask size) - USD (-)
 Open 51.4686 USD
 High 51.4686 USD
 Low 51.4686 USD
 Close (prev. day) 52.5311 USD
 Underlying UNITED AIRLINES HOLDINGS INC.
 Underlying price (date) 51.64 (24/05/02)
 Settlement price (date) 51.47 (24/05/02)
 Open Interest 0

Performance and Risk

	6m	1Y	3Y
Perf (%)	+52.73%	+20.62%	-
Perf (abs.)	+18.14	+8.98	-
Beta	-	-	-
Volatility	43.20	38.22	-

Futures and Options

Related Futures -
 Related Options -












Information about previous performance does not guarantee future performance.
 Source: FactSet

Price data

Ø price 5 days Ø volume 5 days (pcs.)	52.5158 USD (0)
Ø price 30 days Ø volume 30 days (pcs.)	46.9751 USD (0)
Ø price 100 days Ø volume 100 days (pcs.)	43.6955 USD (0)
Ø price 250 days Ø volume 250 days (pcs.)	45.5202 USD (0)
YTD High date	54.3009 USD (2024/04/23)
YTD Low date	38.2212 USD (2024/01/17)
52 Weeks High date	58.1400 USD (2023/07/21)
52 Weeks Low date	34.3955 USD (2023/10/30)

Recent Research

on sector		on market	
Date		Headline	Download
2024/04/26		Global Equity Ratings	
2024/04/03		Global Equity Ratings	
2024/03/13		Global Equity Ratings	
2024/02/22		Global Equity Ratings	
2024/02/14		Global Equity Ratings	