

VODAFONE GROUP PLC FUTURE (VODH) - EUX/C11

2024/04/24 18:36:16

Price
66.9407 GBP

Difference  -0.42% (-0.28)

General attributes

| | |
|---------------|--------------------|
| Symbol | VODHC11 |
| Exchange | Eurex |
| Currency | GBP |
| Security type | Future |
| Underlying | VODAFONE GROUP PLC |
| Maturity | 03-2025 |
| Contract size | 1,000 |

Market data

| | |
|-------------------------|--------------------|
| Bid (Bid size) | - GBP (-) |
| Ask (Ask size) | - GBP (-) |
| Open | 66.9407 GBP |
| High | 66.9407 GBP |
| Low | 66.9407 GBP |
| Close (prev. day) | 67.2224 GBP |
| Underlying | VODAFONE GROUP PLC |
| Underlying price (date) | 69.34 (24/04/24) |
| Settlement price (date) | 66.94 (24/04/24) |
| Open Interest | 0 |

Performance and Risk

| | 6m | 1Y | 3Y |
|-------------|--------|---------|----|
| Perf (%) | -7.48% | -23.78% | - |
| Perf (abs.) | -5.44 | -20.97 | - |
| Beta | - | - | - |
| Volatility | 29.82 | 28.31 | - |

Futures and Options

| | |
|-----------------|---|
| Related Futures | - |
| Related Options | - |

5Y













Information about previous performance does not guarantee future performance.
Source: FactSet

Price data

| | |
|---|--------------------------|
| Ø price 5 days Ø volume 5 days (pcs.) | 65.2389 GBP (0) |
| Ø price 30 days Ø volume 30 days (pcs.) | 65.7382 GBP (0) |
| Ø price 100 days Ø volume 100 days (pcs.) | 67.0462 GBP (0) |
| Ø price 250 days Ø volume 250 days (pcs.) | 71.7637 GBP (0) |
| YTD High date | 70.7868 GBP (2024/01/04) |
| YTD Low date | 61.3169 GBP (2024/02/09) |
| 52 Weeks High date | 94.1095 GBP (2023/05/03) |
| 52 Weeks Low date | 61.3169 GBP (2024/02/09) |

Recent Research

| on underlying | | on sector | |
|---------------|---|-----------------------|---|
| Date | | Headline | Download |
| 2022/12/19 |  | Global Equity Ratings |  |
| 2022/11/28 |  | Global Equity Ratings |  |
| 2022/11/18 |  | Global Equity Ratings |  |
| 2022/10/31 |  | Global Equity Ratings |  |
| 2022/10/05 |  | Global Equity Ratings |  |